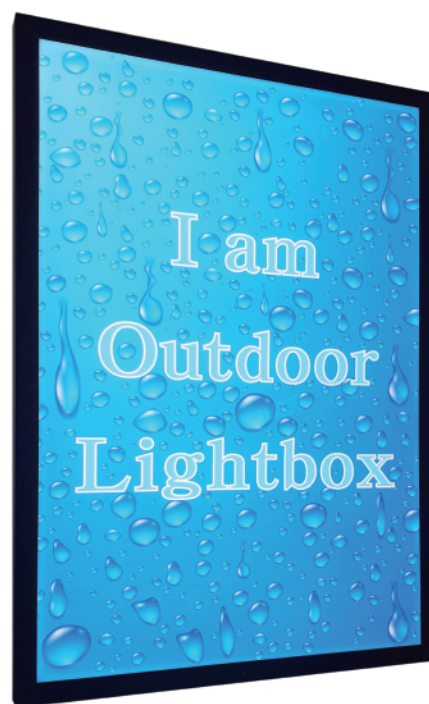


# LED Light Box (For Outdoor)

## 40mm Outdoor Light Box


- Snap open / close type frame
- Frame thickness : 40mm (1-9/16")
- Flap width : 32mm (1-1/4")
- Maximum size : 1200mm x 2400mm (4' x 8')
- Weather proof construction (IP63 Grade)
- Color temperature : 2700K ~ 6500K
- High CRI LED : Over 90
- Voltage : D.C. 12V or 24V
- Light source : Type W LED light board
- Security Frame locking system (Optional)
- Silver, black & white frame
- Rounded corner for safety
- Direct screw mounting on the wall
- UL / cUL listed (UL file # E344086)
- CE certified




Direct wall mounting holes



Rounded corner & drain holes



Security frame locking system



# LED Light Board (For Wet Location)

## Light Board for Wet Location (Type W, 8mm thickness)

- Weather proof construction (IP63 Grade)
- Maximum size : 1200mm x 2400mm (4' x 8')
- Available square / rectangular shape only
- Dark zone free design (US Patented)
- Color temperature : 2700K ~ 6500K
- Use high CRI LED : Over 90
- Voltage : D.C. 12V or 24V
- Various application for WET location
- UL / cUL listed (UL file # E344086, E341820)
- CE certified

